



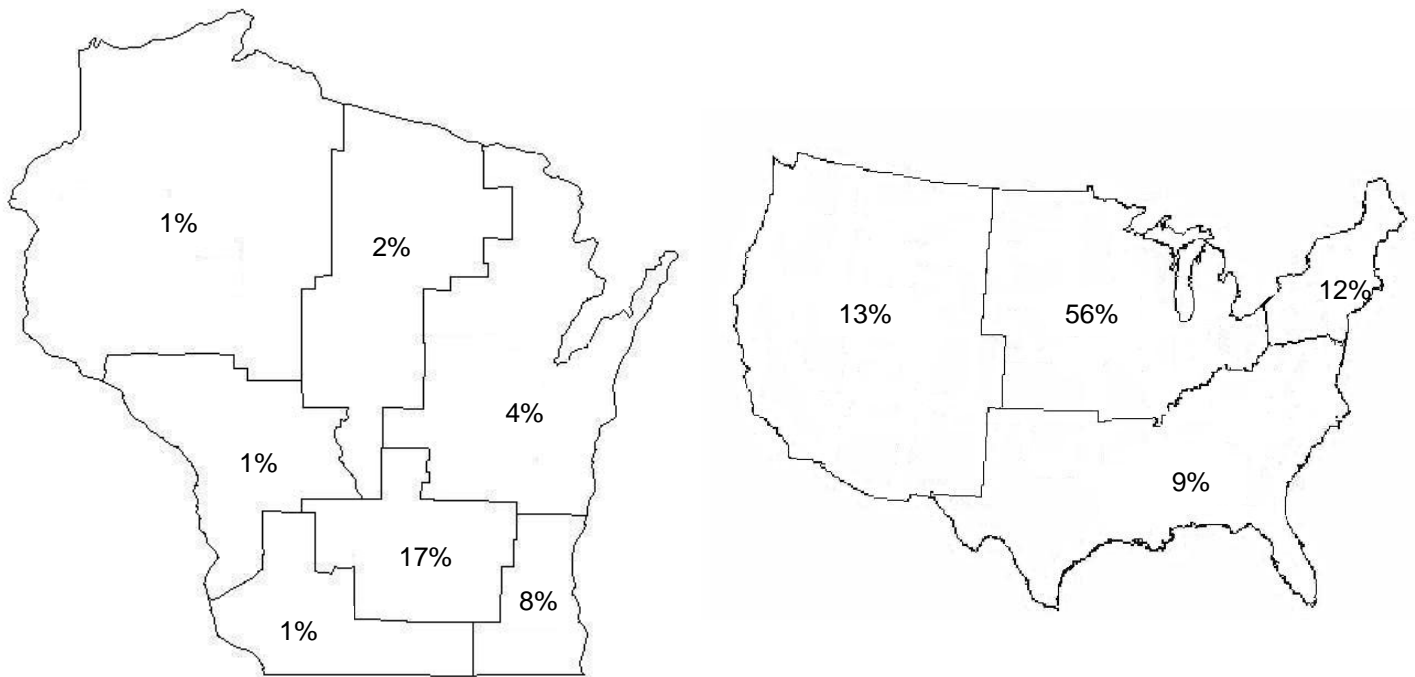
College of Letters and Science

Asian Studies

ALUMNI DEMOGRAPHICS

Years Since Graduation	1-5	6-10	11-15	16-20	>20
Total Alumni	97	54	59	88	41
% Female	54	48	54	59	37
% Minority ¹	23	26	19	15	0
% Targeted Minority ²	12	11	2	5	0
% Current Address Available ³	93	94	83	93	85
% Providing Employer Information ⁴	13	20	27	33	44
% Providing Job Title Information ⁴	14	26	36	38	51
% Engaged with WAA ⁵	29	22	12	14	12
% Living in Wisconsin	44	46	24	31	24

WHERE ALUMNI LIVE (% OF TOTAL)⁶



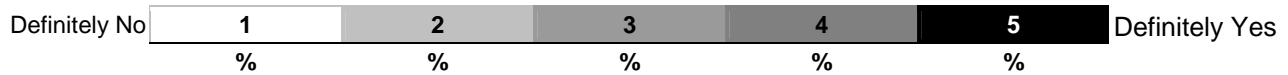
¹Includes African American, Hispanic, American Indian and all Asian alumni.
²Includes African American, Hispanic, American Indian alumni AND Asian alumni that are Hmong, Vietnamese, Laotian or Cambodian.
³Alumni with “active” addresses are counted. These are addresses that alumni provided themselves or one that was obtained through an address verification service.
⁴Employment information is provided by alumni themselves. The percent shown is those who ever provided employment information.
⁵Alumni that are “engaged” have done at least one of the following in the past five years: donated to WAA, volunteered with WAA, attended a WAA event, or corresponded with WAA.
⁶Wisconsin regional county groupings are based on Workforce Development Areas (WDA) utilized by the Wisconsin Department of Workforce Development. U.S. regional state groupings are based on the U.S. Census Bureau.

College of Letters and Science

Asian Studies

Number of Responses = Fewer than 20 (no report produced)

1. Regardless of any financial benefits, has your UW-Madison education improved your quality of life?



2. Which one of the following best describes your current educational status?

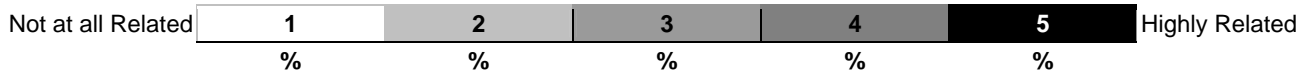
Enrolled full-time in a program leading to another degree	%
Enrolled part-time in a program leading to another degree	%
Enrolled in classes not leading to another degree	%
Not presently enrolled, but plan on taking further coursework	%
Not presently enrolled and have no plans for further coursework	%

3. Which one of the following best describes your current employment status?

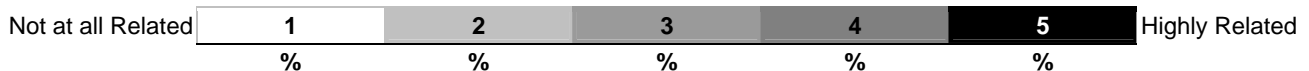
Employed full-time	%
Employed part-time	%
Not employed, seeking employment	%
Not employed, not seeking employment	%

The following questions were asked of the respondents who were/are employed.


4. For your current position, how applicable is the skill set you developed at UW-Madison (verbal and written communication skills, problem solving skills etc.)?



5. How closely related is your current position to the curriculum of the major/field in which you received your most recent UW-Madison degree?



6. How well did your academic experiences at UW-Madison prepare you for your current position?



7. For the most recent year, what was the annual income/salary of your current position? (If you are working part-time, estimate your salary at a full-time rate.)

Less than \$30,000	\$30,000-\$59,000	\$60,000-\$89,000	\$90,000 or more
%	%	%	%

⁷These questions were asked of alumni receiving bachelors degrees in the last 10 years when alumni updated personal information on WAA's website. Collection of survey information started in July 2006 and is ongoing. Totals may not add to 100% due to rounding and/or because a few respondents checked an "other" response option and these are not shown.

About the Alumni Profile

Sources: Wisconsin Alumni Association – Address, employment, WAA engagement and survey responses as of 2/25/2008. UW-Madison Infoaccess awards data views – degree and program, race/ethnicity, gender.